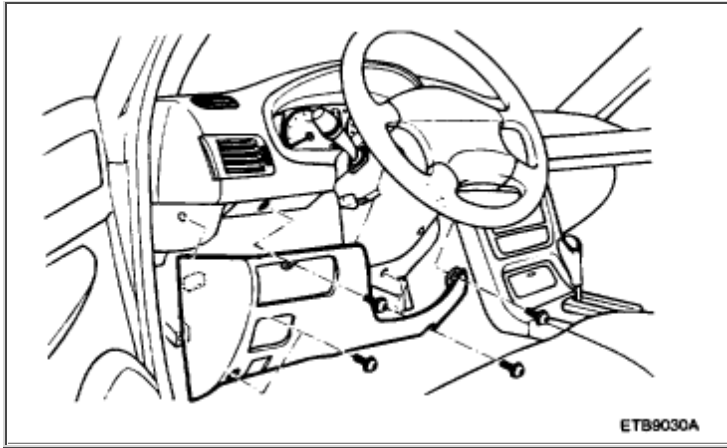


USING CODE SAVING SWITCH

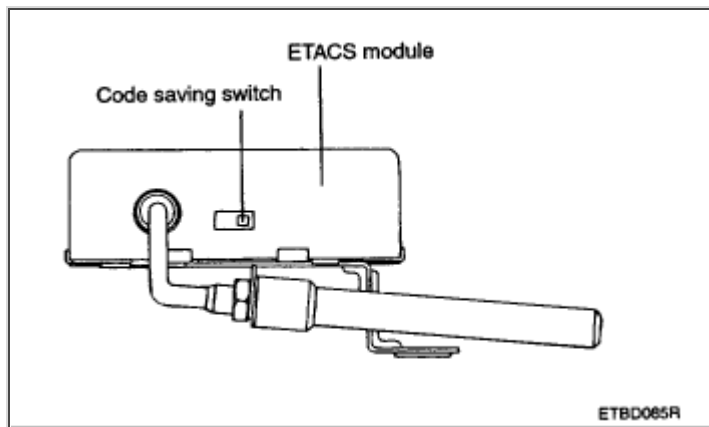


Zoom

Sized for Print

1. Remove the lower crash pad panel.

NOTE: Don't disconnect the negative (-) battery terminal.

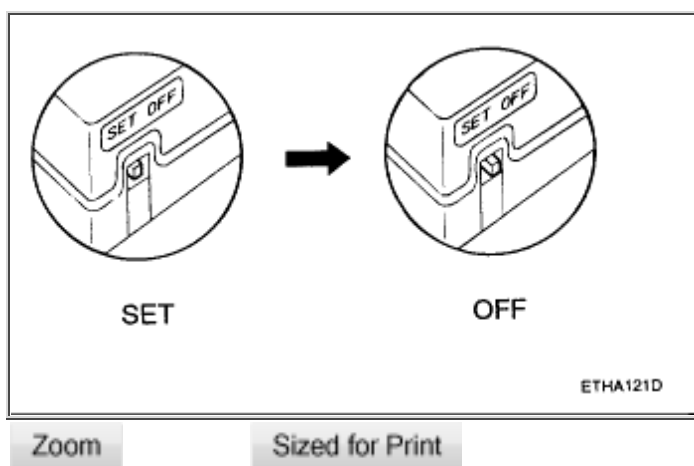


Zoom

Sized for Print

2. To store new codes:

- Activate the [keyless entry](#)/receiver unit and change code saving switch on the ETACS module from "OFF" to "SET".
- The secret codes from the transmitter will be stored into the receiver unit when the door lock button or unlock button is pressed on the transmitter.
- Save the 2nd transmitter codes in the same manner.



3. Return the code saving switch on the ETACS module from "SET" to "OFF".
4. Install the lower crash pad panel.